



EMAILING

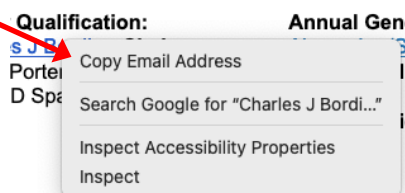
Throughout our Website you'll find email links. When you click on one of those, your computer will open up your computer's **default** email application – not necessarily the one you regularly use.

You're probably reading this because your computer prompts you to log in or configure an alien (to you) computer-based email application such as Outlook, Apple Mail, or Windows Mail. These links are called Mailto links, and if you do not already have your computer configured to send mail using Mailto, this can be frustrating and time consuming. (Mobile devices rarely have this problem.)

The easy fix:

- **Right-click** on the link -> Click on "**Copy** Email Address -> **Paste** into your email app's "To" field.

Driver Qualification:
[Charles J Bordin - Chair](#)
David Porter
Santo D Spadaro



To permanently set Mailto up on your computer:

Please note that these are only suggested operating system and browser settings that have nothing to do with the Registry Website. It doesn't cover all email applications and if these suggestions don't work, please consult your system provider.

Microsoft Windows

1. Windows settings -> Apps -> Default apps
2. Choose the correct email application

Mac OS

1. Open your default Mail app (such as Apple Mail or Outlook) on your computer.
2. Choose Mail > Preferences, then click General.
3. Choose an email app from the "Default email reader" menu.

Web-based email in your browser

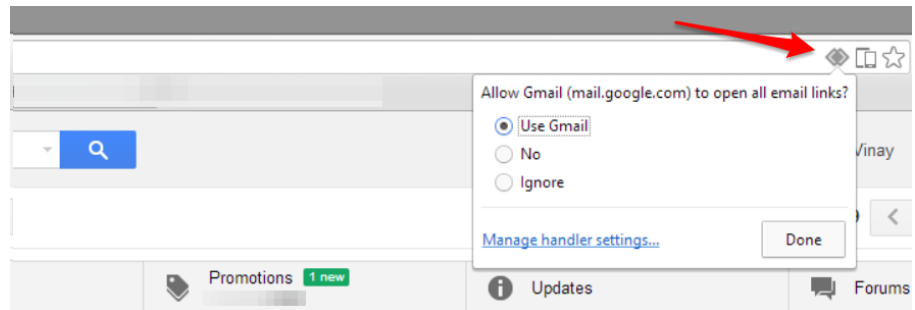
This is for when you access your email such as Outlook, AOL, Gmail, Yahoo and others through a Web browser. Please note that this can only be done in Chrome or Firefox. Currently Safari, Internet Explorer, and Microsoft Edge are not compatible with this.



The Vintage Sports Car Club of America

For Google Chrome:

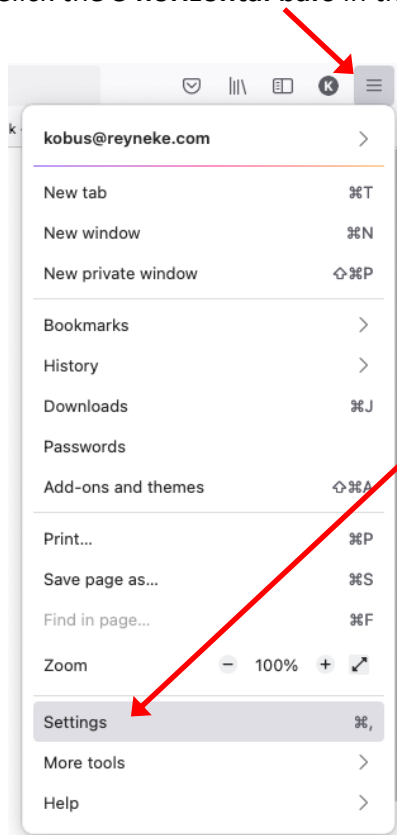
- Open Google Chrome and log into your email account.
- There should be two diamonds in the address bar (if you do not see the diamond icons, see the instructions below)



- Click on that icon, and it will ask your permission to change the handlers for Chrome to allow you to use Gmail or Yahoo instead of Outlook or another. When prompted, click "Use Gmail" and then Done.

For Mozilla Firefox:

- Open Firefox and log into your browser email account.
- Click the **3 horizontal bars** in the upper right corner and then click **Settings**.





The Vintage Sports Car Club of America

- In the General tab, scroll down to the Applications section.
- Next to **mailto**, click the drop-down and change it to use your email account of choice.

Applications

Choose how Firefox handles the files you download from the web or the applications you use while browsing.

Q Search file types or applications

Content Type	Action
DMG file	Always ask
Extensible Markup Language (XML)	Open in Firefox
gotoopener	Use GoTo Opener (default)
irc	Always ask
ircs	Always ask
itunes	Always ask
JPEG Image	Save File
macappstores	Always ask
mailto	Use Mail (default)
Microsoft Excel (Open XML)	Use Yahoo! Mail
MP4 file	Use Gmail
MPEG-4 Video	Use other...
msteams	Application Details...
	Always ask